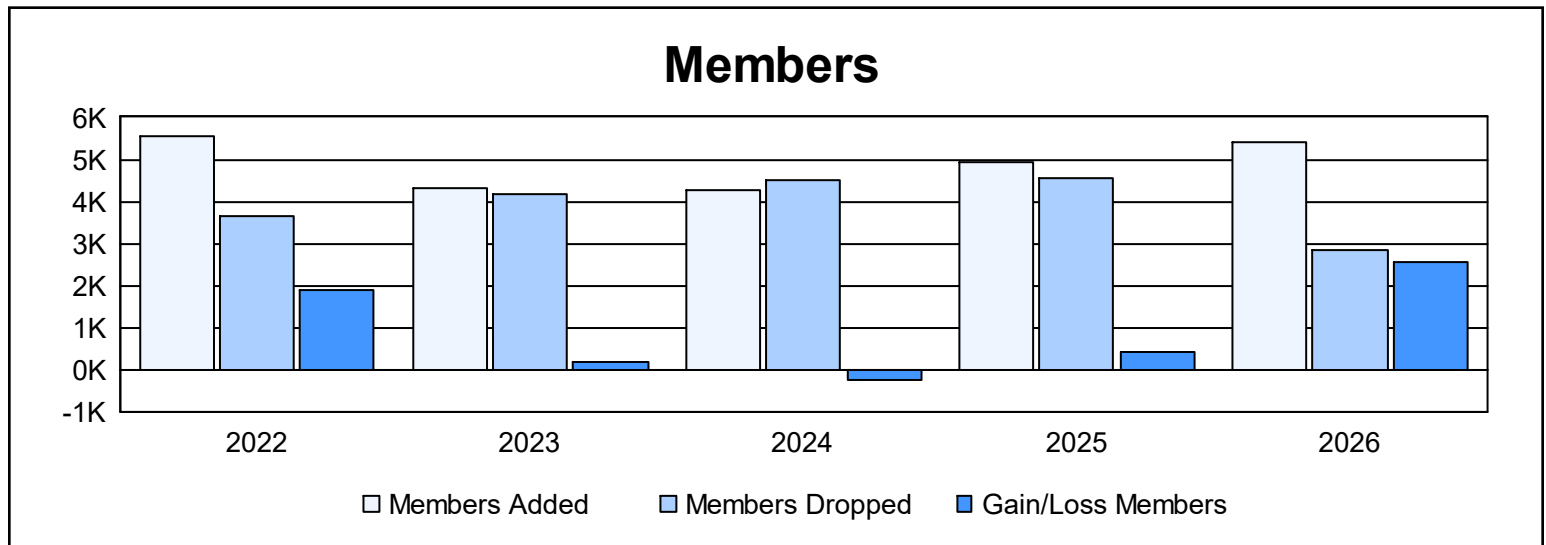
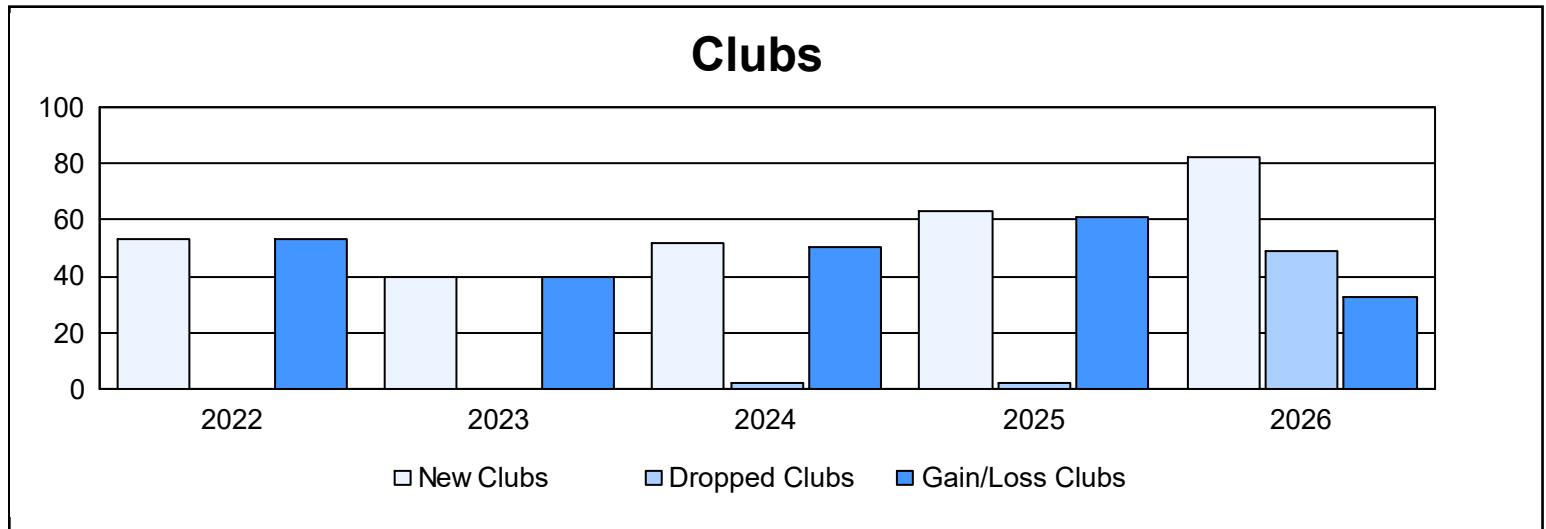
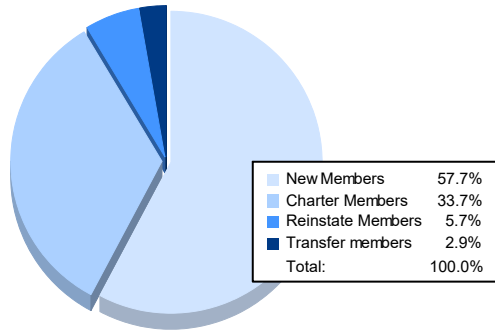


Year	New Clubs	Dropped Clubs	Gain/ Loss Clubs	New Members	Charter Members	Reinstate Members	Transfer Members	Total Member Added	Total Members Dropped	Gain/ Loss Members
2021-2022	53	0	53	3,364	1,750	284	135	5,533	3,643	1,890
2022-2023	40	0	40	2,517	1,131	527	151	4,326	4,151	175
2023-2024	52	2	50	2,668	1,206	210	166	4,250	4,479	-229
2024-2025	63	2	61	2,784	1,348	588	216	4,936	4,537	399
2025-2026	82	49	33	3,117	1,819	309	156	5,401	2,854	2,547
Average	58	11	47	2,890	1,451	384	165	4,889	3,933	956



Membership Composition March 2026 Cumulative



Gender Composition March 2026 Cumulative

